JC35EM3 Lifting column



1.The JC35EM3 column is a three-section square aluminum tube column available in two specifications: JC35EM3-E (small column) and JC35EM3-F (large column).
2. The JC35EM3 column features a small installation distance and strong bending resistance capability.
3. It is suitable for applications such as medical beds, nursing beds, physiotherapy beds, and dental chairs.

Features And Options

Dynamic Load Push(N):	2000
Dynamic Load Pull(N):	None
Color:	Black / White / Natural Aluminum
Protection Class:	None
Stroke Length:	50 mm ≤ S ≤ 400 mm (S > 400 mm available upon request)
Installation Dimensions:	L = S/2 + 150 mm (50 mm ≤ S ≤ 400 mm, L ≥ 225 mm) L = S/2 + 200 mm (S > 400 mm, L ≥ 225 mm)
Note:	When extended for top-side cable outlet, add 15 mm to the installation distance.
Noise Level:	No-load Noise ≤ 55 dB (ambient noise ≤ 40 dB) Load Noise ≤ 65 dB (ambient noise ≤ 40 dB)
Optional:	Hall Sensor
Limit Switch:	Built-in (electronic)
Static Bending Moment:	500 N·m
Dynamic Bending Moment:	250 N·m
Approval:	IEC60601-1:2021 EN 60601-1:2006+A12:2014 ANSI/AAMI ES60601-1:2005/(R)2012 and A1:2012, C1:2009/(R)2012 and A2:2010/(R)2012

Usage

Duty Cycle:	10%, max. continuous work for 2min. and 18 min. off
Operating Temperature:	+5 °C to +40°C
Reserve Temperature:	-10°C to +50°C
Supporting Control Box:	Matching with JIECANG control box
Relative Humidity:	20% to 90% at 30 °C, non-condensing
Atmospheric Pressure:	700 to1060hPa

Dimensions

JC35EM3-E

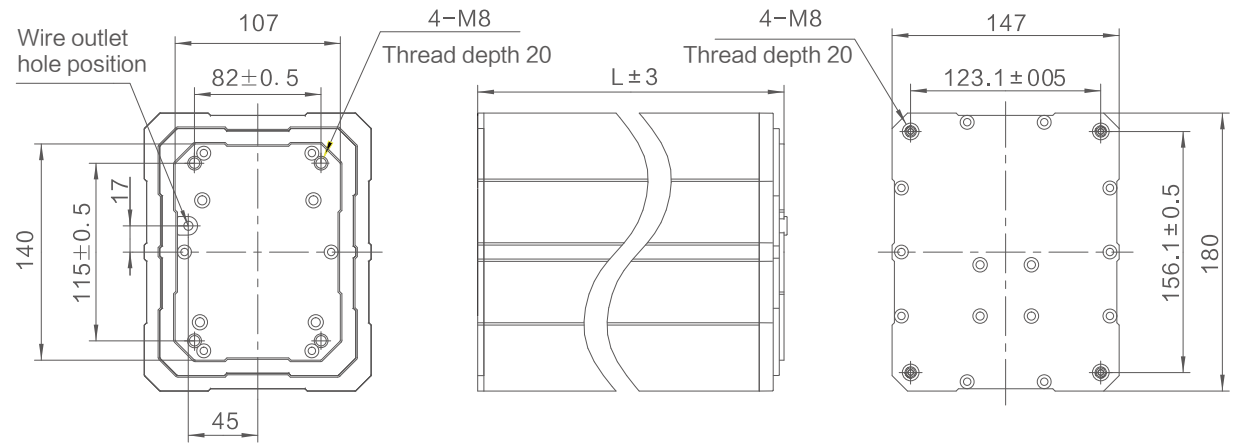

JC35EME-F

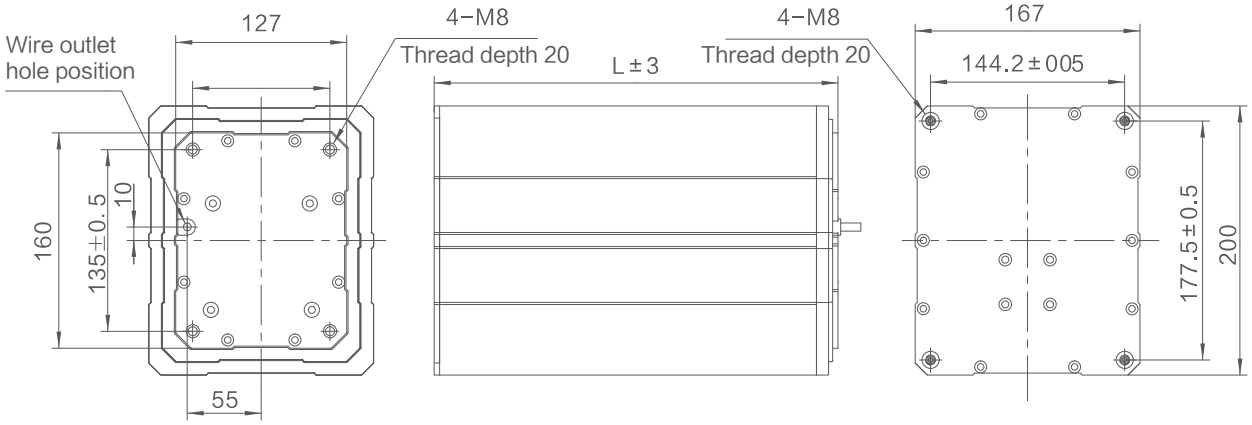

Technical Specifications (Standard Value)

Input voltage (VDC)	Spindle pitch (mm)	Max. load in push (N)	Speed at no load (mm/s)	Current at no load (A)	Speed at no full load (mm/s)	Current at full load (A)	Mechanical self-locking (N)
24	6/2+6/3	2000	12±10%	≤2	9±10%	≤7	≥2000

Diagram of relationship between stroke length and load

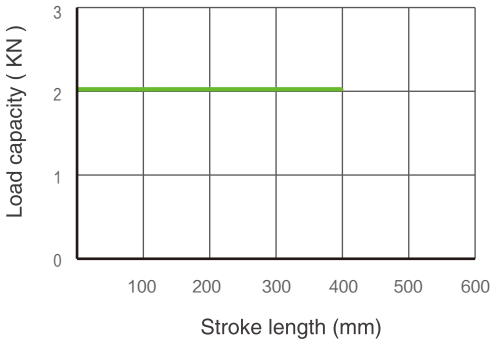

Characteristic Curve

2000N

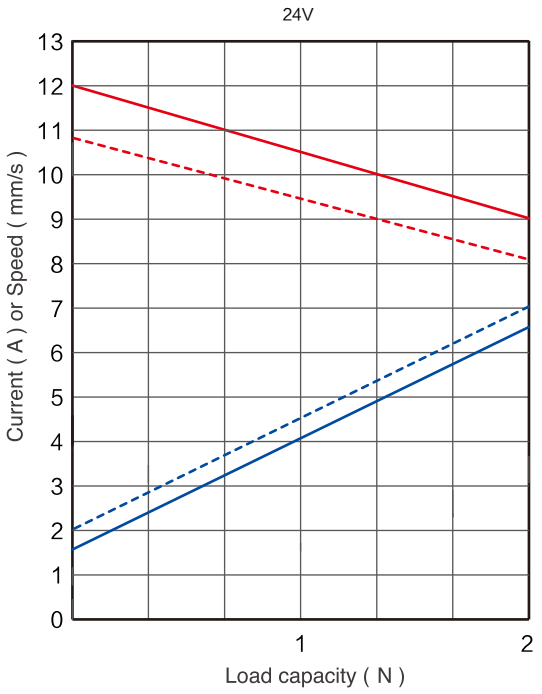

Typical speed
Min. speed
Typical current
Max. current

Ordering Key

Take **JC35EM3YE2924400/35000021D510B** as an example

Model	**JC35EM3**	
Optional features	**X**	0 = Standard / Y = Hall sensor
Profile code	**X**	E: 1#, 2#, 3# / F: 2#, 3#, 4#
Load in push	**X**	2=2000N
Speed at full load	**XX**	9=9mm/s
Input voltage	**XX**	24=24VDC
Stroke length Installation dimensions	**XXX/XXX**	Stroke length=XXX Installation dimensions =XXX
Mounting plate code	**X**	0=Standard
Cable outlet	**X**	0: Top side outlet 1: Top mounting plate outlet
Type of connector and cable	**X**	02=4 Pin Din connector 10=5 Pin Din connector
Cable length	**XXX**	1D5=1.5m 2D0=2.0m
Surface treatment	**XX**	10: Plastic spraying treatment 11. Wire drawing oxidation (surface wire drawing and polishing) 12: Ordinary oxidation
Colour	**X**	G: Silver Gray Oxidation B: Black RAL9005 W: Cream White HY0097 - ASL Custom White - F2

Ordering Details

Motor cable

4-pin DIN plug (standard actuators)

Supporting control boxes:
JCB35Q / JCB35T / JCB35R / JCB35R1 / JCB35S

Pin	Color	Functions
	NC	Not connected
2	Brown	power with positive voltage, actuator going down
3	Blue	power with positive voltage, actuator going up
4	NC	Not connected
Outer Circle	NC	Not connected



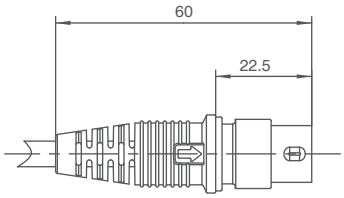

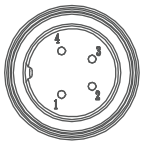

5 pin DIN plug

Supporting control boxes:
JCB35Q / JCB35T / JCB35R / JCB35R1 / JCB35S

Pin	Color	Functions
1	Red	5V
2	Brown	power with positive voltage, actuator going down
3	Black	GND
4	Blue	power with positive voltage, actuator going up
5	Yellow	Hall sensor signal 1
Outer Circle	Orange	Hall sensor signal 2



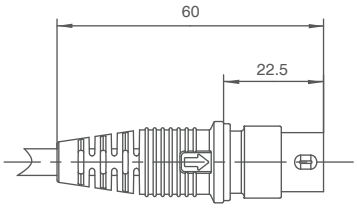

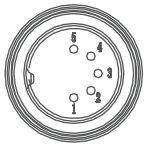

Strictly abiding by medical safety certifications

Passed EMC tests. To ensure our products pass all kinds of tests domestic or abroad.

Communication protocol development

Aiming at different applications, develop more extensive functions for control system.

Professional customization

Powerful R&D strength, fully satisfy customers' needs. Development cycle is about 10 days, seizing more market opportunities

Intelligent Control of Bluetooth

Mobile phone as the remote, applying in home care. Market pioneer, Jiecang provides better choices

Wireless Communication

Controllers adopt high-frequency wireless system. It can avoid interference mixing with signal receivers, assisting in remote control over medical equipment.

Latest Weighing System

Designed for physiotherapy beds and medical care beds. Cantilever carrying weighing sensor, it is applicable to different bedsteads dispensing with any adjustment

Disclaimer and Exclusion of Liability

The user must determine the suitability of JIECANG products under specific conditions. JIECANG is committed to providing the latest product information. However, as JIECANG's product are constantly improving, it is possible to make changes to JIECANG's product without prior notice. Therefore, JIECANG cannot guarantee the correctness and authenticity of the product information. Although JIECANG will do its best to meet the order requirements, due to the above reasons, JIECANG cannot guarantee the delivery capacity of any specific product.

Therefore, JIECANG reserves the right to stop selling any products listed on the website or product catalog or other JIECANG written materials. All sales activities must be carried out in accordance with the requirements of JIECANG sales and Delivery Standard Clauses. For copies of relevant documents, please contact JIECANG.

Notes for mounting and usage can be found in the corresponding mounting manual

TECHNOLOGY
DRIVES INTELLIGENT LIFE